

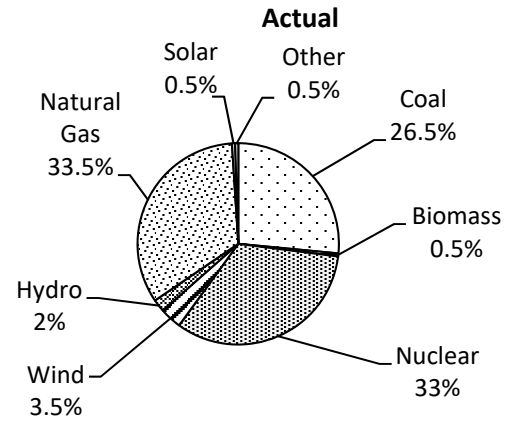
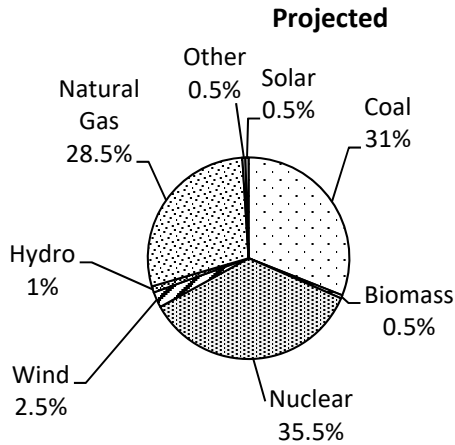
Environmental Disclosure Information – Quarterly Comparisons

AEP Ohio

Projected Data for the 2019 Calendar Year

Actual Data for the Period 01/01/19 to 03/31/19

Generation Resource Mix -
A comparison between the sources of generation projected to be used to generate this product and the actual resources used during this period.



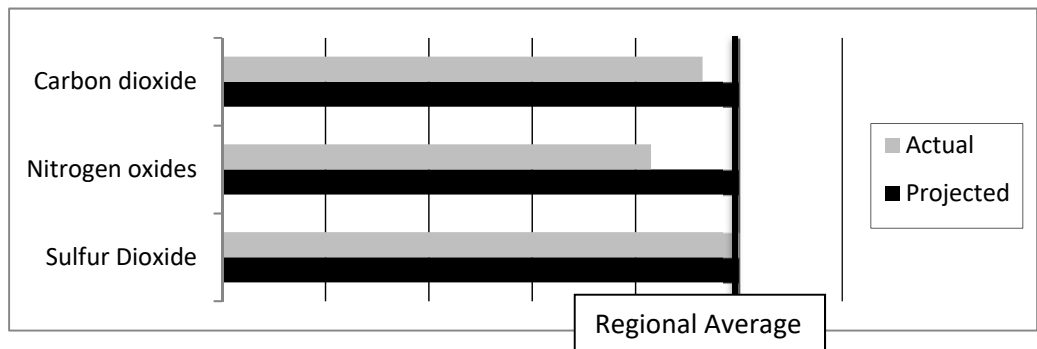
Environmental Characteristics–

A description of the characteristics associated with each possible generation resource.

| | |
|-----------------------------|-------------------------------|
| Biomass Power | Air Emissions and Solid Waste |
| Coal Power | Air Emissions and Solid Waste |
| Hydro Power | Wildlife Impacts |
| Natural Gas Power | Air Emissions and Solid Waste |
| Nuclear Power | Radioactive Waste |
| Oil Power | Air Emissions and Solid Waste |
| Other Sources | Unknown Impacts |
| Solar Power | No Significant Impacts |
| Unknown Purchased Resources | Unknown Impacts |
| Wind Power | Wildlife Impacts |

Air Emissions –

Product-specific projected and actual air emissions for this period compared to the regional average air emissions.



Radioactive Waste –

Radioactive waste associated with the product.

| Type: | Quantity: | |
|------------------------------|-----------|----------------------------|
| High-Level Radioactive Waste | Unknown | Lbs./1,000 kWh |
| Low-Level Radioactive Waste | Unknown | Ft ³ /1,000 kWh |

AEP Ohio purchases Renewable Energy Credits (RECs) to comply with Ohio’s alternative energy portfolio requirements. AEP Ohio asserts in its filing that it is compliant with the State’s renewable energy resource benchmarks under the State’s standard portfolio requirements. With in-depth analysis, the environmental characteristics of any form of electric generation will reveal benefits as well as costs. For further information, contact AEP Ohio at www.aepohio.com or by phone at 1-800-672-2231.